

**DATE**

**29.6.20**



**Halesowen C of E  
Primary School**

**YEAR GROUP**

**Reception**

**We Are Explorers: The Owl and the Pussycat**

**Choose 1 maths activity a day**

**The Owl and the Pussycat took a jar full of honey**

Have a look in your kitchen cupboards. Can you find a jar or packet which is full? Empty? Half full? Nearly full? Nearly empty?

Using glasses or cups in your house practice filling them so they are full, half full, nearly full, nearly empty. You could use water, rice, sand or pasta to fill them.

**Choose 1 Language or Literacy activity a day**

**The Owl and the Pussycat is an old poem**

Listen to the rhyme or read it with a grown up using the page attached. [https://www.youtube.com/watch?v=Cpi\\_iT2QMMs](https://www.youtube.com/watch?v=Cpi_iT2QMMs)  
Can you listen to it again and try and join in with some of the words.

Listen to the rhyme or read it with a grown up [https://www.youtube.com/watch?v=Cpi\\_iT2QMMs](https://www.youtube.com/watch?v=Cpi_iT2QMMs)  
Draw a picture of what you think is happening in the poem. Try labelling it too.

**Choose 1 topic activity a day**

The Owl and the Pussycat took only a jar full of honey to eat. Can you design a better picnic for them to take? You could draw it or make it for real and send us a photo.

Try following the recipe and make some honey biscuits. (see next pages for recipe)

**Practise these skills everyday this week**

Practice your phase 2 sounds, and as many as you have learnt from phase 3. Use the sound mat to help you. (see the next pages)

Practice writing your first and last name. Are you forming all your letters correctly? Try writing it in different ways: with pencil, with chalk, paint it, with your finger in sand, flour or sugar.

Share a story with a grown up or sibling. Can you remember what happened in the story and tell somebody else about it?

**Practise these skills as often as you can.**

Can you get yourself dressed each morning? Try hard with tricky zips and buttons.

Can you brush your teeth for 2 minutes in the morning and at bed time?

Can you help a grown up to make a meal? This could be breakfast, lunch or tea.

**Useful website links for extending learning**

<https://www.youtube.com/user/JackHartmann>

This is great for counting songs, phonics songs and the children love to sing and dance a long to him!

<https://www.booktrust.org.uk/books-and-reading/have-some-fun/storybooks-and-games/>

This has lots of picture books to read along with and linked

<https://www.phonicsplay.co.uk/resources>

Children are familiar with phase 1, phase 2 and most of phase 3. This has lots of online games to practice their recall.

[https://www.youtube.com/watch?v=wCio\\_xVlgQ0](https://www.youtube.com/watch?v=wCio_xVlgQ0)

Try this song to help children time how long they need to brush their teeth for.

## The Owl and the Pussycat




The Owl and the Pussycat went to sea  
In a beautiful pea green boat,  
They took some honey, and plenty of money  
Wrapped up in a five pound note.  
The Owl looked up at the stars above,  
And sang to a small guitar,  
"O lovely Pussy! O Pussy, my love,  
What a beautiful Pussy you are,  
You are,  
You are!  
What a beautiful Pussy you are!"

Pussy said to the Owl, "You elegant fowl!  
How charmingly sweet you sing!  
O let us be married! too long we have tarried:  
But what shall we do for a ring?"  
They sailed away, for a year and a day,  
To the land where the Bong-tree grows  
And there in a wood a Piggy-wig stood  
With a ring at the end of his nose,  
His nose,  
His nose,  
With a ring at the end of his nose.



"Dear pig, are you willing to sell for one shilling  
Your ring?" Said the Piggy, "I will."  
So they took it away, and were married next day  
By the Turkey who lives on the hill.  
They dined on mince, and slices of quince,  
Which they ate with a runcible spoon;  
And hand in hand, on the edge of the sand,  
They danced by the light of the moon,  
The moon,  
The moon,  
They danced by the light of the moon.



## Honey biscuit recipe for your topic activity



### Ingredients

- 200 grams butter softened
- 220 grams sugar
- 2 tbsp honey
- 1 egg yolk
- 300 grams self raising flour

Pre-heat your oven to 180 degrees and line two trays with baking paper.

Place the softened butter and sugar into the bowl of an electric mixer and beat for 3 - 4 minutes or until pale and creamy.

Add the honey, egg yolk and self raising flour and mix until a dough forms.
























Use a dessert spoon to scoop up the mixture and shape into a small ball with your hands. Place onto the baking tray and repeat until all of the mixture has been used.

Gently press on the top of the biscuits with the back of a fork to slightly flatten before placing into your pre-heated oven and baking for 12 - 15 minutes or until they begin to turn golden.

Carefully remove from the oven and allow the biscuits to cool on the baking tray for 10 minutes before transferring to a wire rack to cool completely.

Phase 2 and 3 sound mats to help with your daily task

## Phase 2 Sound Mat

s 	a 	t 	p 	i 	n 	m 	d 
g 	o 	c 	k 	ck 	e 	u 	r 
h 	b 	f 	ff 	l 	ll 	ss 	

## Phase 3 Sound Mat

j 	v 	w 	x 	y 	z 	zz 	qu 
ch 	sh 	th 	ng 	ai 	ee 	igh 	oa 
oo 	oo 	ar 	or 	ur 	ow 	oi 	ear 
air 	ure 	er 					

**DATE**

**30.6.20**



**Halesowen C of E  
Primary School**

**YEAR GROUP**

**Reception**

**We Are Explorers: The Owl and the Pussycat**

**Choose 1 maths activity a day**

**The Owl and the Pussycat wrapped everything up in a £5 note**

Look in your money box or ask a grown up for some coins.  
Can you find all of these coins? Tick them when you find them.  
1p 2p 5p 10p 20p 50p  
£1 £2

Can you sort the coins in different ways?

- round or has corners
- Copper or silver
- Big or small
- Shiny or dull

**Choose 1 Language or Literacy activity a day**

**Look at the picture from the poem**

Play eye spy in the picture can you find something beginning with:

m s w  
f t h  
b g

Use the FANTASTICS prompts to write labels for the picture of the owl and the pussycat.

**Choose 1 topic activity a day**

Use a compass– a grown up might have one on their phone. Can you face North– what can you see? Turn around and face south– what do you see?  
Try the same facing East and West– what can you see there?

Draw a map to show where the owl and the pussycat went on their journey. Think what colours you could use for different parts of the map.

**Practise these skills everyday this week**

Practice your phase 2 sounds, and as many as you have learnt from phase 3. Use the sound mat to help you.  
(see the next pages)

Practice writing your first and last name. Are you forming all your letters correctly? Try writing it in different ways: with pencil, with chalk, paint it, with your finger in sand, flour or sugar.

Share a story with a grown up or sibling. Can you remember what happened in the story and tell somebody else about it?

**Practise these skills as often as you can.**

Can you get yourself dressed each morning? Try hard with tricky zips and buttons.

Can you brush your teeth for 2 minutes in the morning and at bed time?

Can you help a grown up to make a meal? This could be breakfast, lunch or tea.

**Useful website links for extending learning**

<https://www.youtube.com/user/JackHartmann>

This is great for counting songs, phonics songs and the children love to sing and dance a long to him!

<https://www.booktrust.org.uk/books-and-reading/have-some-fun/storybooks-and-games/>

This has lots of picture books to read along with and linked activities.

<https://www.phonicsplay.co.uk/resources>


Children are familiar with phase 1, phase 2 and most of phase 3. This has lots of online games to practice their recall.

<https://www.topmarks.co.uk/maths-games/3-5-years/money>

Try these money sorting games to help you recognise the coins



Use the picture to help you with your language and literacy tasks



**DATE**

**1.7.20**



**Halesowen C of E  
Primary School**

**YEAR GROUP**

**Reception**

**We Are Explorers: The Owl and the PussyCat**

**Choose 1 maths activity a day**

In the boat there was an owl and a pussycat

Can you look at the addition questions and have a go at solving them?

(see the next pages)

Look out of your window or look in your garden. Keep a tally of how many birds or cats you see there today. Which did you see more of?



**Choose 1 Language or Literacy activity a day**

**Rhyming words**

Look at the picture sheet. Can you find all of the things in the picture that rhyme with cat? There are 5 to find.

Listen again to the poem. Can you hear the rhyming words? Write a list of the rhyming words you hear in the poem. Use your sound sheet to help you.

**Choose 1 topic activity a day**

Make a model of an owl and a pussycat. You could use play dough, junk modelling or craft materials. (see the next pages for some ideas)

Make a boat to sit in and pretend you are like the owl and the pussycat off on an adventure. (see the next pages for some ideas)

**Practise these skills everyday this week**

Practice your phase 2 sounds, and as many as you have learnt from phase 3. Use the sound mat to help you. (see the next pages)

Practice writing your first and last name. Are you forming all your letters correctly? Try writing it in different ways: with pencil, with chalk, paint it, with your finger in sand, flour or sugar.

Share a story with a grown up or sibling. Can you remember what happened in the story and tell somebody else about it?

**Practise these skills as often as you can.**

Can you get yourself dressed each morning? Try hard with tricky zips and buttons.

Can you brush your teeth for 2 minutes in the morning and at bed time?

Can you help a grown up to make a meal? This could be breakfast, lunch or tea.

**Useful website links for extending learning**

<https://www.youtube.com/user/JackHartmann>

This is great for counting songs, phonics songs and the children love to sing and dance a long to him!

<https://www.booktrust.org.uk/books-and-reading/have-some-fun/storybooks-and-games/>

This has lots of picture books to read along with and linked activities.




<https://www.phonicsplay.co.uk/resources>

Children are familiar with phase 1, phase 2 and most of phase

<https://www.roythezebra.com/reading-games.html>


There are some good word games to practice skills like rhym-

Use the pictures to help with your addition maths task





Use the picture below to help with today's rhyming activity. There are 6 things that rhyme with cat.





Have a look at the pictures below for some ideas for your topic activities today



NurtureStore

**DATE**

**2.7.20**



**Halesowen C of E  
Primary School**

**YEAR GROUP**

**Reception**

**We Are Explorers: The Owl and the PussyCat**

**Choose 1 maths activity a day**

**Number bonds to 10**

Can you learn a number bond song to help you remember our number bonds to 10. Search for number bonds to 10 songs on youtube and find one you like. Have a go at singing along.

Look at the boats (see the next pages)  
How many people are on the boat?  
How many more people do you need to fill the boat?

**Choose 1 Language or Literacy activity a day**

**Narrative structure**

Look at the pictures from the owl and the pussycat poem. Can you sequence them in the correct order?  
You might want to rewatch the link from Monday to help

Choose one of the pictures from the poem and write a sentence about it.

**Choose 1 topic activity a day**

Make a boat out of paper. You might need a grown up or older sibling to help with this one!  
  
(see next pages for the instructions)

Can you build a boat out of fruit that will float in the water?  
Which fruit makes the best boat?  
<https://www.science-sparks.com/fruity-boats/>

**Practise these skills everyday this week**

Practice your phase 2 sounds, and as many as you have learnt from phase 3. Use the sound mat to help you.  
(see the next pages)

Practice writing your first and last name. Are you forming all your letters correctly? Try writing it in different ways: with pencil, with chalk, paint it, with your finger in sand, flour or sugar.

Share a story with a grown up or sibling. Can you remember what happened in the story and tell somebody else about it?

**Practise these skills as often as you can.**

Can you get yourself dressed each morning? Try hard with tricky zips and buttons.

Can you brush your teeth for 2 minutes in the morning and at bed time?

Can you help a grown up to make a meal? This could be breakfast, lunch or tea.

**Useful website links for extending learning**

<https://www.youtube.com/user/JackHartmann>

This is great for counting songs, phonics songs and the children love to sing and dance a long to him!

<https://www.booktrust.org.uk/books-and-reading/have-some-fun/storybooks-and-games/>

This has lots of picture books to read along with and linked


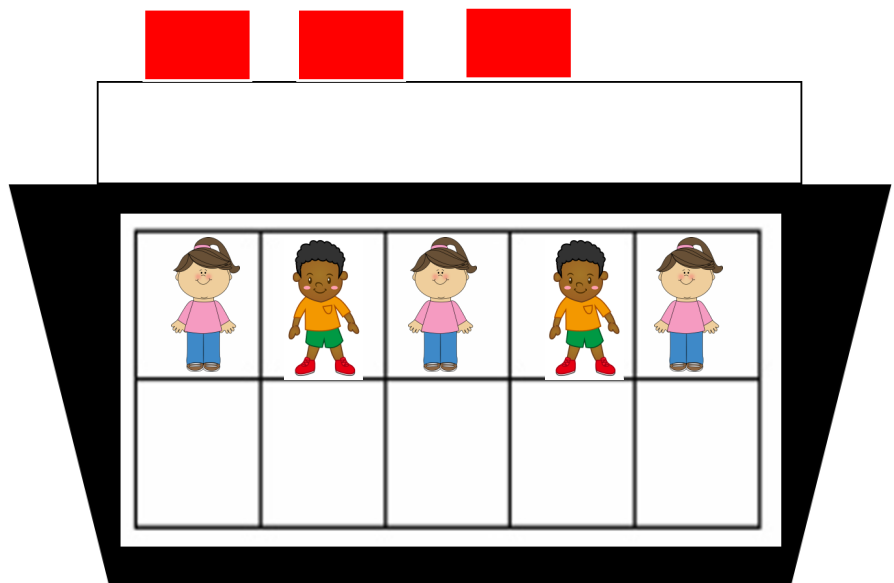

<https://www.phonicsplay.co.uk/resources>

Children are familiar with phase 1, phase 2 and most of phase 3. This has lots of online games to practice their recall.

<https://www.youtube.com/c/EarlyYearsEmily/videos>

Have a go at some of the dough disco videos to help keep your fingers and hands strong and flexible for writing.

Use the pictures below for your maths activity today





Use these pictures to help with your literacy task today.



When you write your sentence remember to:

Say your sentence out loud

Count the words in your sentence

Use your phonics to sound out each word

Leave finger spaces between your words

Start with a capital letter and finish with a full stop

Check your sentence makes sense



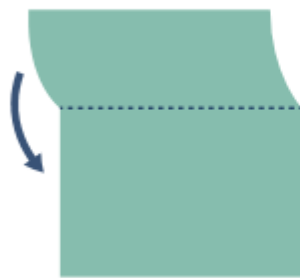

Use the instructions below to complete your topic activity




1. Get a piece of newspaper, and place it in front of you with the long side up



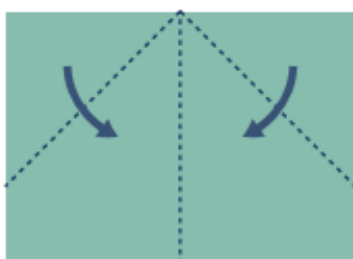
2. Fold the paper vertically.



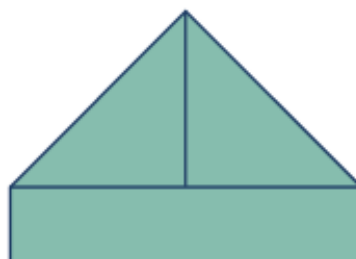
3. Fold it in half horizontally



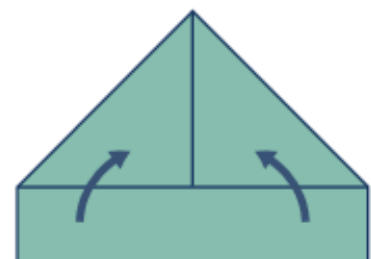
4. Unfold



5. Turn the newspaper so that the folded end is on top



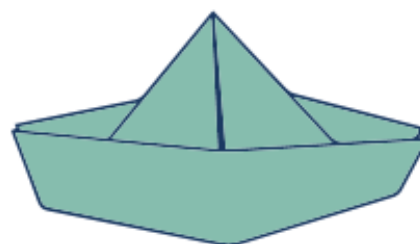
6. Fold the top corners into the center line, making sure to keep them even



7. Fold one bottom flap up



8. Flip to the other side and fold the other bottom flap up.



**DATE**

**3.7.20**



**Halesowen C of E  
Primary School**

**YEAR GROUP**

**Reception**

**We Are Explorers: The Owl and the Pussycat**

**Choose 1 maths activity a day**

The Owl and the Pussycat had to share all their food on the boat.

Can you share your toys with a grown up or sibling?  
If you have 10 toys how can you share them?  
Have you both got the same amount? Is it fair?

Have a go at following the online lesson about sharing  
[https://  
class-  
room.thenational.academy/  
lessons/sharing-objects-into-](https://class-room.thenational.academy/lessons/sharing-objects-into-)

**Choose 1 Language or Literacy activity a day**

**Tricky words**

Try this game to practice your tricky words

[https://epicphonics.com/  
games/play/free-penalty-  
shootout-tricky-words-  
game](https://epicphonics.com/games/play/free-penalty-shootout-tricky-words-game)

Play the tricky words read and roll game. Remember we can't sound these words out to help us- they are tricky!  
(see the next page)

**Choose 1 topic activity a day**

Can you make a guitar or other instrument out of junk modelling? Can you use your instrument to make some musical patterns?

Have a dance party like the Owl and the Pussycat.

Choose your favourite songs and start dancing!

**Practise these skills everyday this week**

Practice your phase 2 sounds, and as many as you have learnt from phase 3. Use the sound mat to help you.  
(see the next pages)

Practice writing your first and last name. Are you forming all your letters correctly? Try writing it in different ways: with pencil, with chalk, paint it, with your finger in sand, flour or sugar.

Share a story with a grown up or sibling.  
Can you remember what happened in the story and tell somebody else about it?

**Practise these skills as often as you can.**

Can you get yourself dressed each morning? Try hard with tricky zips and buttons.

Can you brush your teeth for 2 minutes in the morning and at bed time?

Can you help a grown up to make a meal? This could be breakfast, lunch or tea.

**Useful website links for extending learning**

<https://www.youtube.com/user/JackHartmann>

This is great for counting songs, phonics songs and the children love to sing and dance a long to him!

<https://www.booktrust.org.uk/books-and-reading/have-some-fun/storybooks-and-games/>

This has lots of picture books to read along with and linked

<https://www.phonicsplay.co.uk/resources>

Children are familiar with phase 1, phase 2 and most of phase 3. This has lots of online games to practice their recall.

[https://www.youtube.com/watch?v=sHd2s\\_saYsQ](https://www.youtube.com/watch?v=sHd2s_saYsQ)

Why not learn a new dance by dancing along with the KidzBop kids.

Use the game boards below to complete your literacy activity today

## Roll and Read – Phase 2 Tricky Words

Roll the die, read the number, choose a word from that column. If you can read it then cover it with a counter. Who can get the most counters on the board?



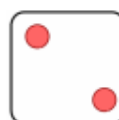
the	to	no	go	I	into
to	no	go	I	into	then
no	go	I	into	then	to
go	I	into	then	to	no
I	into	then	to	no	go

© Early Years Staffroom.com Ltd



## Roll and Read – Phase 3 Tricky Words

Roll the die, read the number, choose a word from that column. If you can read it then cover it with a counter. Who can get the most counters on the board?



he	she	we	me	be	my
she	we	me	be	my	he
we	me	be	my	he	she
me	be	my	he	she	we
be	my	he	she	we	me

© Early Years Staffroom.com Ltd

